



产品以实物为准,厂家保留随时对设备更新之权利,如有改动,恕不另行通知!
Please refer to the real products. The company reserves the right of changing the equipments at any time. No notice for the change



威力智能 | 专业中空玻璃设备制造商
PROFESSIONAL INSULATING GLASS MACHINE MANUFACTURER

威力（山东）智能科技有限公司

WEILI (SHANDONG) INTELLIGENT TECHNOLOGY CO., LTD.

总部：济南市天桥区无影山中路美林大厦东塔 1407
邮编：250118
电话：0531-68828688 87987918
生产基地：山东齐河刘桥镇齐刘路 002 号
电话：0534-2151288
销售热线：18663713066 / 13355313178
网址：www.weiliglass.com
电子信箱：jnwljq@weiliglass.com

Add: 1-1407 Meilin Mansion Wuyingshan Middle Road Tianqiao
district Jinan city Shandong province China
P.C: 250118
Tel / Fax: +86 531 68801308
Hotline of sales: +86 18660431138 / 18663713068
Production Base: Jinan Weili Machine Co., Ltd Qihe Branch
Website: www.weiliglass.com
E-mail: weili009@weiliglass.com



SINCE 2001

奋进24年 启航



威力（山东）智能科技有限公司（原济南威力机器有限公司）始创于2001年，服务于中国建筑玻璃与玻璃工业行业，专业制造节能门窗、幕墙用中空玻璃成套加工生产线及玻璃深加工设备。公司在玻璃机械设备制造业中，以其专、精、高、尖的运营模式，已快速成长为行业的领航者，打造一个让全球玻璃行业尊敬的品牌。不断创新、专心攻克行业尖端技术，提升行业整体水平，让中国成熟的高端中空玻璃设备走向国际、并得到国际用户认可，这一直是威力人工作的航标和责任。

公司自成立以来，以其不断创新、服务至诚、力求完美的企业理念，制造出大量符合中国国情质量一流的中空玻璃加工设备，产品已遍布全国各地并远销欧美、中东、非洲、东南亚等几十个国家和地区。

威力机器已得到国内外客户的广泛认同和厚爱！

本公司具有自营进出口权，产品已通过欧盟 CE 认证！

Weili (Shandong) Intelligent Technology Co., Ltd. Since 2001, is the member of China Glass Machinery Equipment Committee and the National Insulated Glass Committee. The company is in the service of construction glass and glass-use industries. It specializes in insulated glass production line that is used in energy-saving door-window and curtain wall, and glass deep-processing equipment. Holding the concept of "Specialization, Expertise, High-end and Top", Weili has rapidly grown into one of the leaders in the glass processing machinery manufacturing business. We are now engaging in creating a respectable brand in the world's glass industry. Constantly making innovation, absorbing in surmounting high-end technical difficulty, promoting the industry level, making China mature high quality insulating glass machinery widely accepted by international customer, it is the mission of Weili people.

Since the company established, it holds the concept of innovation with technology, sincere service, being honest and reliable, it produced large quantities of first-class insulated glass processing equipments. The products sell well at home and abroad, and some were exported to the countries in Europe, Africa, Middle east and Southeast Asia.

Weili Machine is widely accepted by customers from home and abroad.

Our company is registered for exporting and importing business. Our all products are CE approved.

Цзинаньское ТОО машины «Вэйли» является членом организацией китайского комитета стеклянного механического оборудования, членом организацией китайского комитета стеклопакета, заданным предприятием шаньдунского построения оборудования иллюминатора двери, служит отраслям китайского построения стекла и стеклянной промышленности. Специально производить зеленые иллюминаторы двери, комплексные линии выработки стеклопакета для шторы и оборудования переработки стекла.

Собразования компания вырабатывает большинство высококачественных оборудований выработки стеклопакета, соответственных китайскому положению, на основе идеалов предприятия технического новаторства, искреннего обслуживания, деловитости и уравновешенности, продукции уже распространены во всем мире и проданы в Европе, Америки, Юго-восточной Азии и других десяти странах и районах.

Оборудования «Вэйли» пользуются расположением и признанием китайских и зарубежных клиентов!



机械组装
对零部件按照装配要求
进行组装
Mechanical assembly
Assemble parts 100% according to Weili mechanical drawings and assembly requirements



氟碳喷涂
对焊接件及钣金进行除锈、静电喷涂，
使粉末高温固化提高涂层附着力
Fluorocarbon spraying
For welding components and sheet metal rust removal, electrostatic spraying, high temperature solidification of powder to improve coating adhesion



机床加工
通过车、铣、刨、磨、镗等工序
对材料进行数控机床加工
Packing and delivery
Machining materials through turning, milling, planing, grinding, boring and other processes



龙门加工
对核心机架五面精铣
一次完成
Gantry processing
Ensure no leakage point, no deformation, frame structure stress release



电器组装
按电路图配盘、接线
安装电器配件
Electrical assembly
According to the circuit diagram distribution, wiring installation of electrical accessories



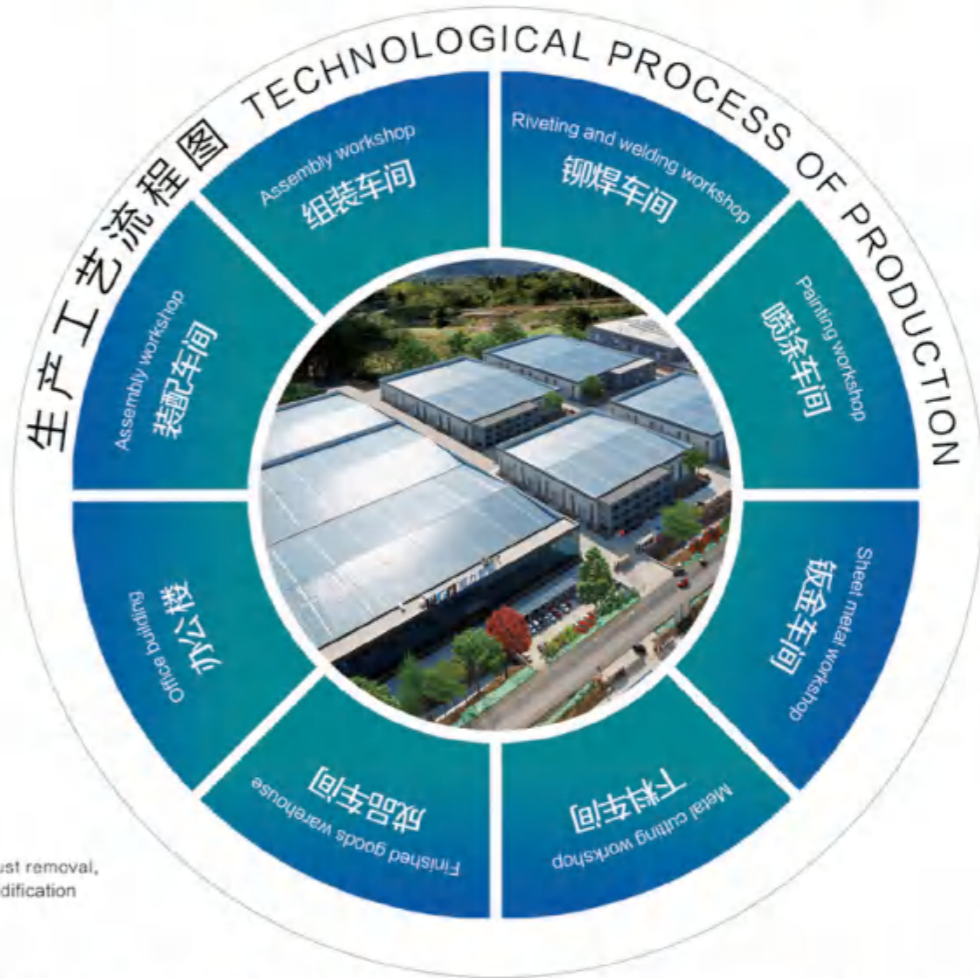
成品检验
对产品外观、功能进行检验
确保符合出厂标准
Strict inspectong
Inspect the appearance and function of products to ensure compliance with factory standards.



包装发货
按照公司制定的国内外包装
运输标准完成交付
Packing and delivery
wooden box and aluminum film packing makes WEILI packing very safe and firm.



激光打码
精密零部件及设备编号
激光打码，可追溯跟踪管理
Laser coding
Precision parts and equipment number adopt laser coding, traceability and tracking management



品牌

Brand
WEILI INTELLIGENCE

品质追求，行业典范，质量规范方式的缔造者。
为社会创造财富，为客户创造价值，为员工创造机遇。



资质认证

Qualification certification

打造一个让全球玻璃行业尊崇的品牌
Create a brand that is respected by the global glass industry



100%

产品出厂合格率
Quality objective pass rate
of exiting product

99%

客户满意率高于
Customers'satisfaction
is more than

<1%


客户投诉率
Customers'complaint
is less than

60%

节省人工成本
Save labor costs

75%

生产效率提高
Productivity has
increased



销售，誉满全球

The globally reputed sales

占领市场才能谋求更大的发展，威力智能拥有一支高素质的国内外市场营销队伍。我们已成为全球知名的玻璃机械生产商之一。一套优秀的营销体系铸就了我们现在的辉煌业绩，但我们不骄傲、威力智能正向着更高的目标而奋斗。

Only by dominating the market can an enterprise seek for further development. With a high-quality domestic and overseas marketing team. We have already become one of the well-known glass machinery manufactures. It is a favorable marketing system that helps us make glorious achievements. However, we will never be arrogant and never stop. Weili people are striving on the way to reach higher goals.



超越的管理塑造卓越品质，
让客户因拥有威力设备而变得更加轻松、高效
Exceeding management create eminent quality
Make the customer to work more easily and efficiently because
of using Weili Machine



WLTPSS2500/2000

立式热塑性间隔条中空玻璃生产线
Thermoplastic Spacer Insulating Glass Production Line
линия по производству полых стеклянных стержней с термопластичными интервалами



性能特点 Main Feature

- 不需要预先工序，如折弯间隔条，涂抹丁基胶，贴铝框组装等
- 双鼓泵供料系统可连续供应和排出TPI液体
- 可同时加工金属(铝)间隔条和TPI间隔条

- No need for pre-process, such as bending spacers, applying butyl glue on spacer, and assembling aluminum spacer frame.
- The dual drum pump feeding system can continuously supply and discharge TPI liquid.
- Can simultaneously process metal (aluminum) spacer bars and TPI spacer bars.


主要技术参数 (Main Technique Parameter)

产品型号 Product model	最大玻璃尺寸 mm Max.glass size	最小加工尺寸 Min.Glass Size	功率 Power supply	加料喷嘴 Feeding nozzle	传送速度 Transmission speed	供应系统 Supply system	供料系统 Feeding system	加料速度 Feeding speed	吸力类型 Suction type
WLTPSS2000	2000 × 3000	300 × 400	122.6kW	6.8/5.8	40m/min	双泵Dual pump	加热软管heating hose	20m/min	带/垫 Belt/pad
WLTPSS2500	2500 × 3600	300 × 400	126kW	6.8/5.8	40m/min	双泵Dual pump	加热软管heating hose	20m/min	带/垫 Belt/pad

IGPL2700/2800

立式高端家装超大板中空玻璃板内自动充气平压生产线

Vertical High-end Energy-saving Automatic Insulating Glass Gas Filling Inside Flat Press Production Line
Линия автоматического выравнивания газов внутри вертикальных высокоэнергетических стеклянных пластин



性能特点 Main Feature

1. 该设备是根据家装中空玻璃客户的特点，对玻璃清洗要求洁净、无水痕，玻璃传输表面无痕的要求，特殊设计定做一款在中空于玻璃合片前传输段全部采用双横梁结构，达到玻璃在传输过程中尽量减少与背靠轮的接触，从而达到中空玻璃表面无痕的高品质要求！
This equipment is specially customized to the home decoration insulating glass customers. That is, the glass washing effect is clean, no water marks, and the glass transmission surface has no traces of conveyor rollers marks. In order to meet requirements of no trace on insulating glass surface, we adopt the double beam structure in transmission section.
2. 自动识别镀膜和 Low-E 玻璃的膜层面 Automatic detect coated surface of coating glass and Low-E glass
3. 清洗机风刀根据玻璃厚度自动调整 Air knife can automatic adjust according to glass thickness.
4. 铝框自动定位，玻璃自动定位系统 Aluminum spacer and glass automatic positioning system

技术参数 Main technical parameter

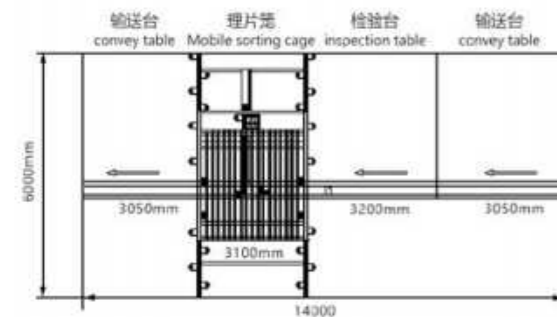
最小玻璃尺寸 (Min.glass size): 300mm × 450 mm
清洗玻璃厚度 (Washing glass thickness): 3~19 mm
清洗玻璃速度 (Washing glass speed): 3~10m/min
电功率 (Power supply): 380V/50Hz 37.5kw
中空玻璃厚度 (Insulating glass thickness): 12~60mm
传送玻璃速度 (Transmission glass speed): 45 m/min
气压 (Air pressure) : 0.7Mpa
充气时间 (Gas filling time) 3~5s

主要技术参数 (Main Technique Parameter)

产品型号 Product model	最大玻璃尺寸 mm Max.glass size	Low-E	三层 triple glazing	四层 four layers	设备尺寸 L × W × H Dimension mm	功率 Power supply	功能段 Function section	板外合片 outside assembly	备注 Remarks
IGPL2700	2700 × 4500	√	√	√	31000 × 3000 × 3750	38.5KW	7	选装Optional	
IGPL2800	2800 × 5000	√	√	√	34000 × 3000 × 3850	41.5KW	7	选装Optional	

WLPL2030/2530 理片笼

Automatic Glass Sorting System
Система автоматической сортировки стекла



- 用于中空玻璃自动分拣配对，由立式输送台、立式检验台、移动理片笼以及立式输送台四部分组成。
- 玻璃通过立式输送台运送到检验台，系统能快速准确检验出玻璃尺寸，然后入库，经过智能比对后按规则配对出片。
- It is used for automatic sorting and matching of insulating glass. It consists of four parts: vertical conveying table, vertical inspection table, mobile sorting cage and vertical conveying table.
- The glass is transported to the inspection station through the vertical conveyor table. The system can inspect the glass size quickly and accurately, and then put it into the warehouse. After intelligent comparison, it will be matched and output according to the rules.

性能特点 Main Feature

- 1.完全取代了人工配片和贴标、撕标过程，清理人工配对产生的错误。
- 2.用于中空线之前，生产效率可提高25%–30%。
- 3.支持扫码功能，省去检验台环节，直接扫码确定玻璃配对信息。
- 4.减少人员需求:操作简单，降低对人员技能要求。只需一人操作（摆放玻璃架），配合机械手上下片，无需人员值守。
- 5.一笼多片：相对市场同品，理片笼可进行1笼1片，或1笼2片的存储模式，最多可连续装载180片（玻璃长度小于1350mm）

- 1.It completely replaces the process of manual glass matching,labeling and tearing,avoiding errors caused by manual glass matching
- 2.It is used in front of insulating glass line,the production efficiency can be increased by 25%–30%
- 3.Optional:support the code scanning function,save the inspection station steps,and directly scan the code to confirm the glass pairing information.
- 4.Reduced personnel requirements:It is easy to operate and reduces the skill requirements for matching workers. Only need 1 worker to operate(place glass racks,replace empty racks),cooperate with macipulators to unload and unload glass sheet,and no workers are required to be on duty.
- 5.Multiple glass pieces in one cage:Compared with the similar products in the market,our sorting cage system can store 1 piece or 2 pieces of glass in one cage,and can load up to 180 pieces of glass continuously(glass length less than 1350mm)

技术参数 Main technical parameter

- 1.电压 (Power source) :AC 380V 3ph 50HZ
- 2.功率 (Total power) :3.75kw
- 3.总重量 (Total weight) :2600kg
- 4.玻璃厚度范围 (Glass thickness) :3~10mm
- 5.联机功能 (Connection function):12kw
- 6.倾斜角(Tilt angle) :84°
- 7.工作高度 (Working High) :550 ± 30mm
- 8.笼体移动速度 (Movement speed) :≤10m/min
- 9.传输速度 (Transmit Speed) :≤45m/min
- 10.压缩空气(Compressed air) : 800L/min
- 11.流量 (Flow volume) :0.8m³/min
- 12.气压(Air pressure) : ≥8kgf/cm²

主要技术参数 (Main Technique Parameter)

产品型号 Product model	最大玻璃尺寸 mm Max.glass size	最小加工尺寸 Min.Glass Size	节拍 beat	玻璃厚度 thickness	倾斜角 Tilt angle	笼数 Cage Qty	设备尺寸 L×W×H Dimension mm	功能段 Function section
WLPL2030	2000 × 3000	400 × 400	3~4 片 /min	3~10mm	88°	90/Cage	14000 × 6000 × 2620	4
WLPL2530	2500 × 3000	400 × 400	3~4 片 /min	3~10mm	84°	90/Cage	14000 × 6000 × 2620	4

WLPL2030/2530 理片笼流水线

Automatic Sorting System Line for Insulating Glass
Линия клеточного тока



全自动中空玻璃生产线
Automatic Insulating Glass Production Line

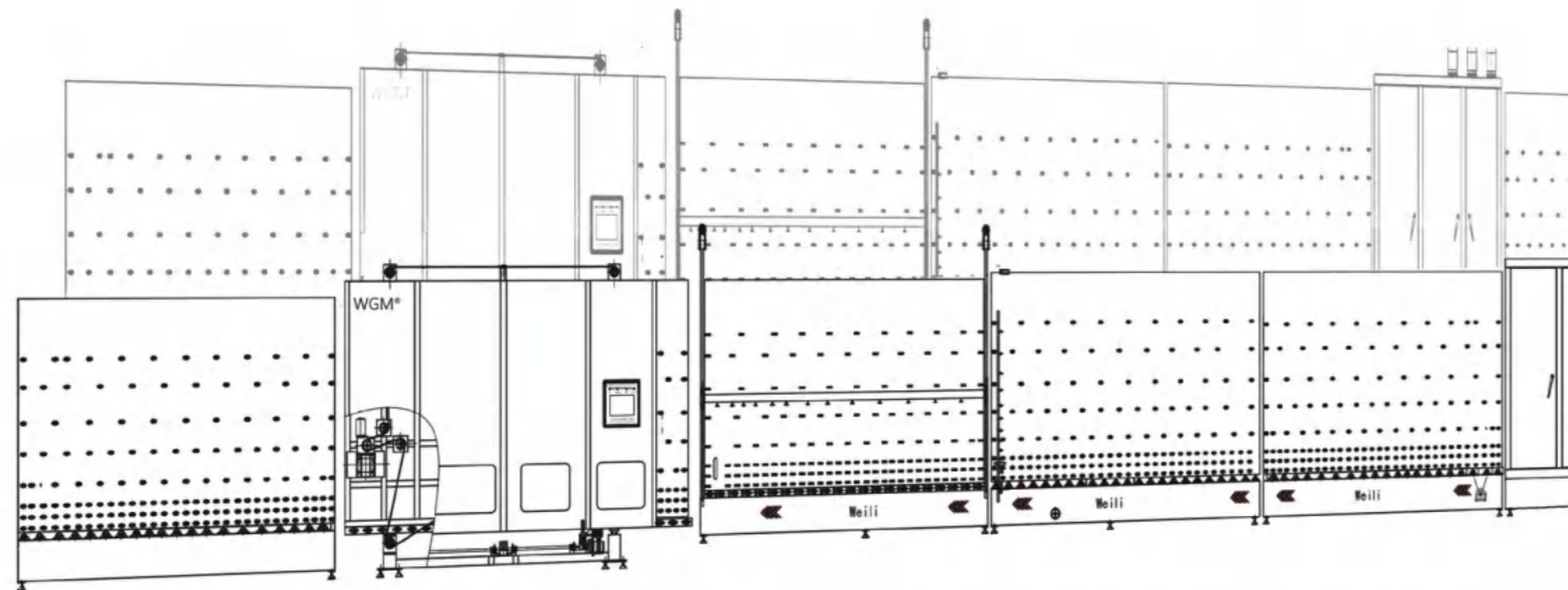
←穿梭小车
movable conveyor

←理片笼
Mobile sorting cage

←穿梭小车
movable conveyor

←检测台
inspection table

←全自动上片机
Automatic Loading Machine



■ 该流水线由穿梭小车、检测台、理片笼、自动立式上下片机（可选配）组成。对加工过程中的矩形玻璃进行尺寸检测后分批次储存于格栅笼，并按照系统排列次序依次取出玻璃，以此为下一道玻璃加工工序进行梳理和缓存功能；每一格栅格可储存单片或多片玻璃，从而达到存储空间的充分利用。
The assembly line consists of movable conveyor, vertical inspection section, sorting cage and automatic vertical loading and unloading machine (optional). In the processing, first detect the rectangular glass size, store in the grating in batches, then the glass is taken out successively according to the systematic arrangement order, so as to comb and cache the next glass processing process; Each grating can store a single or multiple pieces of glass, so as to achieve the full utilization of storage space.

性能特点 Main Feature

1. 用于中空线之前，生产效率可提高25%~30%。
 2. 支持扫码功能，省去检验台环节，直接扫码确定玻璃配对信息。
 3. 中空玻璃加工之前对玻璃进行梳理、缓存，并达到中空玻璃加工匹配需求。
1. It is used in front of insulating glass line, the production efficiency can be increased by 25%-30%.
 2. Optional: support the code scanning function, save the inspection station steps, and directly scan the code to confirm the glass pairing information.
 3. Comb and cache the glass before processing the insulating glass, so as to meet the glass sorting and matching requirements.

主要技术参数 (Main Technique Parameter)

产品型号 Product model	电压 Power source	最大尺寸 Max. Size	配片节拍 Glass Matching Efficiency	传输速度 Transmit Speed	玻璃厚度 thickness	倾斜角 Tilt angle	穿梭小车速度 Movable Conveyor Speed	笼数 Cage Qty	设备尺寸 L×W×H Dimension mm	功能段 Function section
WLPL2030	AC 380V 3ph 50HZ	2000×3000mm	3~4片/min	≤45m/min	3~10mm	88°	≤200m/min	60/Cage	14000×6000×2620	6
WLPL2530	AC 380V 3ph 50HZ	2000×3000mm	3~4片/min	≤45m/min	3~10mm	84°	≤200m/min	60/Cage	14000×6000×3120	6

WLGS3300/2800

中空玻璃智能创储系统
Insulating Glass glass storage system
Системы хранения полых стекол



穿梭小车movable conveyor

中空玻璃智能创储系统
Insulating Glass glass storage system

穿梭小车
movable conveyor

中空玻璃全自动密封胶线
Insulating Glass Automatic Sealing Machine



主要性能特点

1. 胶未干, 防止玻璃错位、损伤, 确保安全存储。
2. 实时监控库存数量, 提供准确的库存信息。
3. 减少对人力的依赖, 提高仓储的安全性和可靠性。
4. 能够精确地存储和检索玻璃, 确保准确性和完整性。
5. 记录玻璃的入库、出库等信息, 实现全程可追溯。
6. 与其他系统进行集成, 实现信息共享和协同工作。

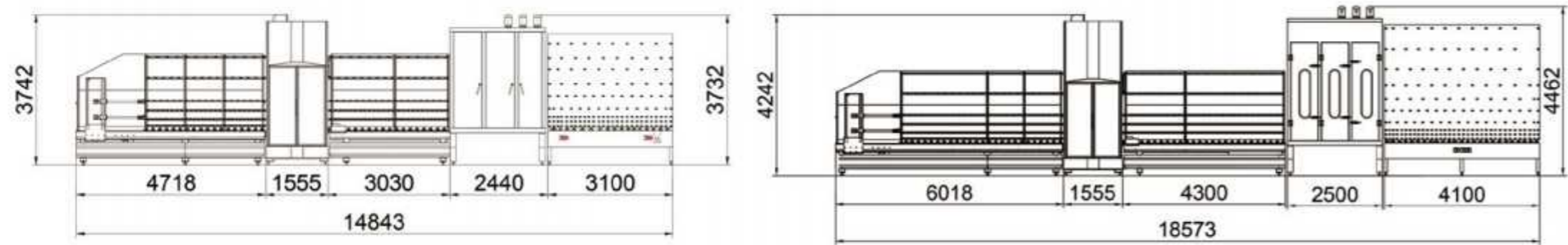
Main Feature

1. The silicone is not dry to prevent glass misalignment and damage, ensuring safe storage.
2. Real-time monitoring of the inventory quantity, providing accurate inventory information.
3. Reduce the dependence on manpower, improve the safety and reliability of storage.
4. It can precisely store and retrieve the glass to ensure accuracy and integrity.
5. Record the information of the glass such as warehousing and outgoing, to achieve full traceability.
6. System integration: Integrate with other systems to achieve information sharing and collaborative work.

主要技术参数 (Main Technique Parameter)

产品型号 Product model	最大玻璃尺寸 mm Max.glass size	中空玻璃厚度范围 IG Glass thickness	节拍 beat	功率 Total power	移动速度 Movement speed	仓储架 Storage rack	电压 Power source	备注 Remarks
WLGS3300	3300 × 6000	12~80mm	1~2 片 /min	6.75kw	≤10m/min	10~50	AC 380V 3ph 50HZ	仓储架数量可根据需求定制 The number of storage racks can be customized according to demand
WLGS2800	2800 × 5000	12~80mm	1~2 片 /min	5.75kw	≤10m/min	10~50	AC 380V 3ph 50HZ	

特殊规格可参考生产线规格配套生产 Customized siae can check IG Line specification



性能特点 Main Feature

1.GC-LDM采用了先进的日本三菱数控系统，实现各个进给轴连续轮廓轨迹控制、精准高速定位、多任务并发作业等功能。从而满足了客户对加工精度、加工质量以及加工效率的迫切需求。2.低压电器采用法国施耐德，可靠性高。3.软件EasyCAM由兼具有专业的软件与工艺工程师团队开发，图库中自带50个常用图形，基于尺寸驱动的参数化绘图，仅需要输入必要的尺寸和位置，便可以自动生成最优的加工工艺路径。EasyCAM支持办公室绘图、现场调用图加工等功能。4.本机床的主机结构使用有限元分析软件，经过多次迭代分析，结构优化后，使得主机的固有频率避开加工频率段，避免了共振，在有效工作范围内得到稳定的精度保证。5.GC-LDM配有两个专业电主轴厂家配套的电主轴，其输出功率为7.5kW，最大转速12000rpm。

1. The GC-LDM adopts the advanced Japanese Mitsubishi numerical control system, which realizes the functions of continuous contour trajectory control of each feed axis, precisely high-speed positioning, and multi-task concurrent operation. So as to meet the urgent needs of customers for machining accuracy, quality and efficiency. 2.Low-voltage electrical appliances are from France Schneider, with high reliability. 3.The software EasyCAM is developed by a team of professional software and process engineers. There are 50 commonly used graphics in the library. Based on the dimension-driven parametric drawing, you only need to input the necessary data and positions then machine will generate the optimal graphics automatically. EasyCAM supports office drawing, on-site call drawing processing and other functions. 4.The host structure of this machine tool uses finite element analysis software. After several iterative analysis and structure optimization, the natural frequency of the host machine avoids the processing frequency band, avoids resonance, and obtains a stable accuracy guarantee within the effective working range. 5. GC-LDM is equipped with two coolant Electro-spindles produced by professional electric spindle manufacturers, with an output power of 7.5kW and a maximum speed of 12000rpm.

主要技术参数 (Main Technique Parameter)

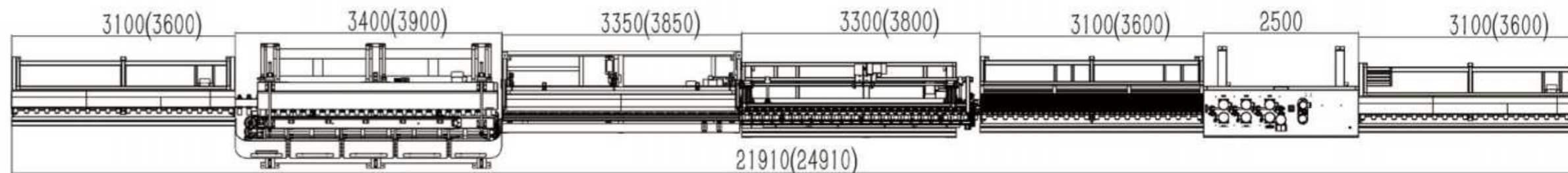

产品型号 Product model	最大加工尺寸 Max.glass size	最小加工尺寸 Min Glass Size	主轴转速 Speed of Spindle	总功率 Total Power	机器尺寸 L × W × H Dimension	
GC-LDM-2030 GC-LDM-2542 GC-LDM-3060	2000*3000mm 2500*4200mm 3000*6000mm	500 × 500mm	0-12000rpm	22KW	9300*2500*3700mm 11700*2500*4200mm 15300 × 2500 × 4700mm	
玻璃厚度 Glass Thickness	主轴功率 Spindle Power	用电标准 Electricity	刀库 Tool Positions	轴数 No.of Axis	刀柄 Tool Coner	压缩空气 Air compression
5-25mm	7.5KW*2	3P 380V/50HZ	8 × 2	5 axis	BT30	0.7Mpa



LBW2000PB/2500PB

立式全自动中空玻璃板外合片平压生产线

Vertical Automatic Insulating Glass Outside Assembly Flat Press Production Line
Вертикальная автоматическая линия для производства стеклопакетов



性能特点 Main Feature

1. 全程 PLC 控制系统，触摸屏人机界面
Adopts the PLC to control the working condition, touch screen and man-machine interface.
2. 自动识别镀膜玻璃膜层 Low-e glass automatic diagnosis system.
3. 可清洗镀膜、Low-E 玻璃 Cleans coating glass and low-e glass.
4. 清洗机采用无油润滑防水轴承 Adopts no oil water-proof bearing in the washing section.
5. 程序化控制生产线间断工作节能系统
Conserves energy interrupted type automatic operation system.
6. 可生产两层、三层 Produce double glazing and triple glazing.
7. 液压提供板压动力，能打开 450mm 进行维护
Hydraulic pressure provides power for plate press section, able to open the 450mm for maintenance.

技术参数 Main technical parameter

最小玻璃尺寸 (Min.glass size) : 300mm × 400mm
清洗玻璃厚度 (Washing glass thickness) : 3~15mm
清洗玻璃速度 (Washing glass speed) : 3~10m/min
电功率 (Power supply) : 380V 50Hz 34/35Kw
中空玻璃厚度 (Insulating glass thickness) : 15~50mm
传送玻璃速度 (Transmission glass speed) : 45m/min
压缩空气 (Compressed air) : 800L/min
流量 (Flow volume) : 0.8m³/min
气压 (Air pressure) : 1Mpa

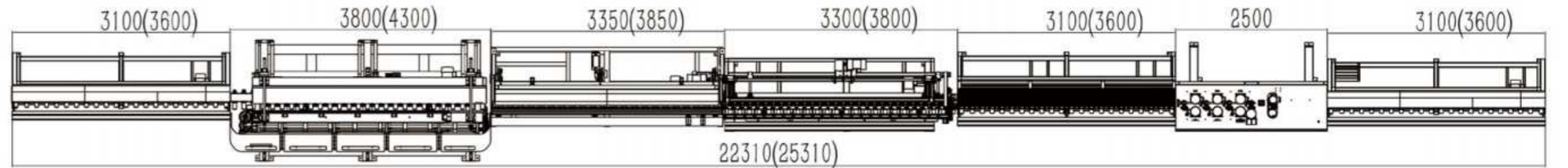

主要技术参数 (Main Technique Parameter)

产品型号 Product model	最大玻璃尺寸 mm Max.glass size	Low-E	三层 triple glazing	设备尺寸 L×W×H Dimension mm	功率 Power supply	功能段 Function section	板外合片 outside assembly	备注 Remarks
LBW2000PB	2000 × 3000	√	√	21800 × 2600 × 3050	34KW	7	√	
LBW2500PB	2500 × 3500	√	√	24700 × 2800 × 3450	35KW	7	√	

LBW2000PC/2500PC

气浮式全自动在线充气中空玻璃平压生产线
Automatic Air Floating Insulating Glass Gas Filling Production Line
Вертикальная автоматическая линия для производства стеклопакетов

国家发明专利
专利号: ZL2016 10281136-3



性能特点 Main Feature

1. 能实现板内板外和片, 充气时采用板内合片, 板内合片可实现大小片、玻璃幕墙的生产。
Achieve the functions of outside and inside assembly, automatically fill argon gas and stepped glazing
2. 全程 PLC 控制系统, 触摸屏人机界面 Adopts the PLC to control the working condition and touch screen
3. 自动识别镀膜和 Low-E 玻璃的膜层面 Automatic detect coated surface of coating glass and Low-E glass
4. 清洗机风刀根据玻璃厚度自动调整 Air knife can automatic adjust according to glass thickness.
5. 清洗镀膜、Low-E 玻璃时, 毛刷转速可变频驱动。Brushes' rotate speed variable frequency drive.
6. 铝框自动定位, 玻璃自动定位系统 Aluminum spacer and glass automatic positioning system
7. 自动检测玻璃长度、高度, 自动调节最佳充气时间, 节省用气量
Automatic detect the length and height of glass, automatic adjust the best gas filling time
8. 板内充气压机采用四轴伺服联动, 具有合片、压片、充气一体功能, 保证中空玻璃氩气含量 $\geq 85\%$
Automatic gas filling press machine adopt 4 servo motors, which has assembling, pressing and automatic gas filling functions. Ensure the insulating glass argon gas concentrate $\geq 85\%$
9. 具有远程监控和程序升级功能 It has remote monitor and program upgrade functions.

技术参数 Main technical parameter

最小玻璃尺寸 (Min.glass size): 300mm × 400 mm
清洗玻璃厚度 (Washing glass thickness): 3~15 mm
清洗玻璃速度 (Washing glass speed): 3~10m/min
电功率 (Power supply): 380V/50Hz 37.5kw
中空玻璃厚度 (Insulating glass thickness): 15~60mm
传送玻璃速度 (Transmission glass speed): 45 m/min
压缩空气、流量 (Compressed air, Flow volume) : 0.8m³/min
气压 (Air pressure) : 0.7Mpa
充气时间 (Gas filling time) 3~5s
环境温度 (Environment temperature) : 7~50℃
毛刷 (brush) : 6 根 pieces (3 根 low-e 毛刷 / 3 low-e brushes)

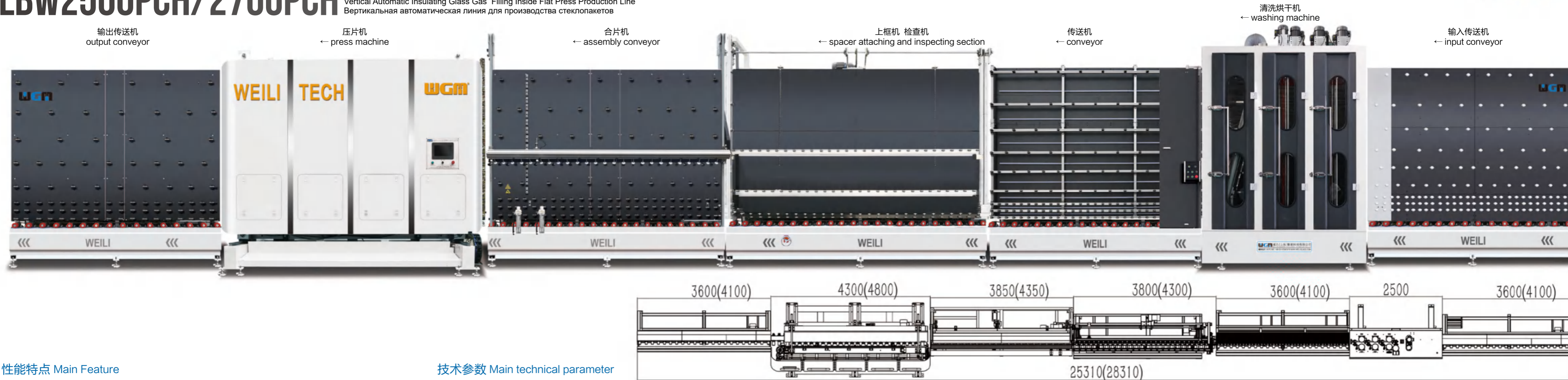
主要技术参数 (Main Technique Parameter)

产品型号 Product model	最大玻璃尺寸 mm Max.glass size	Low-E	大小片 Stepped glass	三层 Triple glazing	四层 four layers	设备尺寸 L × W × H Dimension mm	功率 Power supply	功能段 Function section	翻转台 Overturning platform	备注 Remarks
LBW2000PC	2000 × 3000	√	选装 optional	√	√	22410 × 2600 × 3050	34KW	7	选装 optional	
LBW2500PC	2500 × 3500	√	选装 optional	√	√	25410 × 2800 × 3450	37.5KW	7	选装 optional	

LBW2500PCH/2700PCH

立式全自动中空玻璃板内自动充气平压生产线

Vertical Automatic Insulating Glass Gas Filling Inside Flat Press Production Line
Вертикальная автоматическая линия для производства стеклопакетов



性能特点 Main Feature

1. 能实现板内板外和片, 充气时采用板内合片, 板内合片可实现大小片、玻璃幕墙的生产。
Achieve the functions of outside and inside assembly, automatically fill argon gas and stepped glazing
2. 全程 PLC 控制系统, 触摸屏人机界面 Adopts the PLC to control the working condition and touch screen
3. 自动识别镀膜和 Low-E 玻璃的膜层面 Automatic detect coated surface of coating glass and Low-E glass
4. 清洗机风刀根据玻璃厚度自动调整 Air knife can automatic adjust according to glass thickness.
5. 清洗镀膜、Low-E 玻璃时, 毛刷转速可变变频驱动。Brushes' rotate speed variable frequency drive.
6. 铝框自动定位, 玻璃自动定位系统 Aluminum spacer and glass automatic positioning system
7. 自动检测玻璃长度、高度, 自动调节最佳充气时间, 节省用气量
Automatic detect the length and height of glass, automatic adjust the best gas filling time
8. 板内充气压片机采用四轴伺服联动, 具有合片、压片、充气一体功能, 保证中空玻璃氩气含量 ≥ 85%
Automatic gas filling press machine adopt 4 servo motors, which has assembling, pressing and automatic gas filling functions. Ensure the insulating glass argon gas concentrate ≥ 85%
9. 具有远程监控和程序升级功能 It has remote monitor and program upgrade functions.

技术参数 Main technical parameter

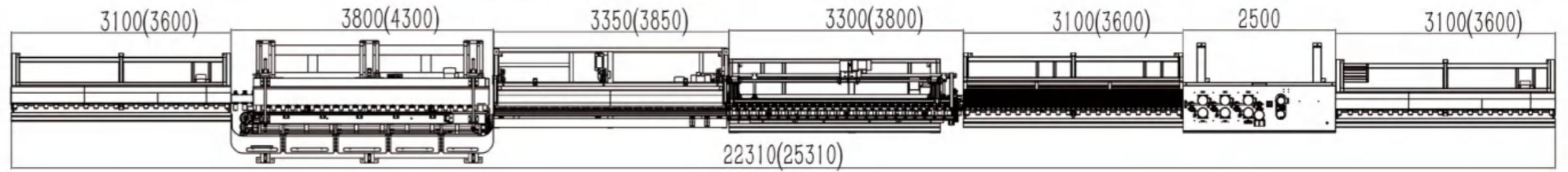

最小玻璃尺寸 (Min.glass size): 300mm × 400 mm
清洗玻璃厚度 (Washing glass thickness): 3~15 mm
清洗玻璃速度 (Washing glass speed): 3~10m/min
电功率 (Power supply): 380V/50Hz 37.5kw
中空玻璃厚度 (Insulating glass thickness): 15~60mm
传送玻璃速度 (Transmission glass speed): 45 m/min
压缩空气、流量 (Compressed air, Flow volume) : 0.8m³/min
气压 (Air pressure) : 0.7Mpa
充气时间 (Gas filling time) 3~5s
环境温度 (Environment temperature) : 7~50°C
毛刷 (brush) : 6 根 pieces (3 根 low-e 毛刷 / 3 low-e brushes)

主要技术参数 (Main Technique Parameter)

产品型号 Product model	最大玻璃尺寸 mm Max.glass size	Low-E	大小片 Stepped glass	三层 Triple glazing	四层 four layers	设备尺寸 L × W × H Dimension mm	功率 Power supply	功能段 Function section	翻转台 Overturning platform	备注 Remarks
LBW2500PCH	2500 × 3500	√	选装 optional	√	√	25410 × 2800 × 3450	37.5KW	7	选装 optional	
LBW2700PCH	2700 × 4000	√	选装 optional	√	√	28350 × 3000 × 3650	39.5KW	7	选装 optional	

LBW2000PC/2500PC 立式全自动中空玻璃板内自动充气平压生产线

Vertical Automatic Insulating Glass Gas Filling Inside Flat Press Production Line
Вертикальная автоматическая линия для производства стеклопакетов



性能特点 Main Feature

1. 能实现板内板外和片，充气时采用板内合片，板内合片可实现大小片、玻璃幕墙的生产。
Achieve the functions of outside and inside assembly, automatically fill argon gas and stepped glazing
2. 全程 PLC 控制系统，触摸屏人机界面 Adopts the PLC to control the working condition and touch screen
3. 自动识别镀膜和 Low-E 玻璃的膜层面 Automatic detect coated surface of coating glass and Low-E glass
4. 清洗机风刀根据玻璃厚度自动调整 Air knife can automatic adjust according to glass thickness.
5. 清洗镀膜、Low-E 玻璃时，毛刷转速可变频驱动。Brushes' rotate speed variable frequency drive.
6. 自动检测玻璃长度、高度，自动调节最佳充气时间，节省用气量
Automatic detect the length and height of glass, automatic adjust the best gas filling time
7. 板内充气压片机采用四轴伺服联动，具有合片、压片、充气一体功能，保证中空玻璃氩气含量 ≥ 85%
Automatic gas filling press machine adopt 4 servo motors, which has assembling, pressing and automatic gas filling functions. Ensure the insulating glass argon gas concentrate ≥ 85%

技术参数 Main technical parameter

最小玻璃尺寸 (Min.glass size): 300mm × 400 mm
 清洗玻璃厚度 (Washing glass thickness): 3~15 mm
 清洗玻璃速度 (Washing glass speed): 3~10m/min
 电功率 (Power supply): 380V/50Hz 37.5kw
 中空玻璃厚度 (Insulating glass thickness): 15~80mm
 传送玻璃速度 (Transmission glass speed): 45 m/min
 压缩空气、流量 (Compressed air, Flow volume) : 0.8m³/min
 气压 (Air pressure) : 0.7Mpa
 充气时间 (Gas filling time) 3~5s
 环境温度 (Environment temperature) : 7~50℃

主要技术参数 (Main Technique Parameter)

产品型号 Product model	最大玻璃尺寸 mm Max.glass size	Low-E	大小片 Stepped glass	三层 Triple glazing	四层 four layers	设备尺寸 L × W × H Dimension mm	功率 Power supply	功能段 Function section	翻转台 Overturning platform	备注 Remarks
LBW2000PC	2000 × 3000	✓	选装 optional	✓	✓	22150 × 2600 × 3050	34KW	7	选装 optional	
LBW2500PC	2500 × 3500	✓	选装 optional	✓	✓	25410 × 2800 × 3450	37.5KW	7	选装 optional	

WL2500-32/2000-32 中空玻璃异形全自动密封胶线

Insulating Glass Automatic Sealing Machine-Shape IG
Автоматическая машина запечатывания

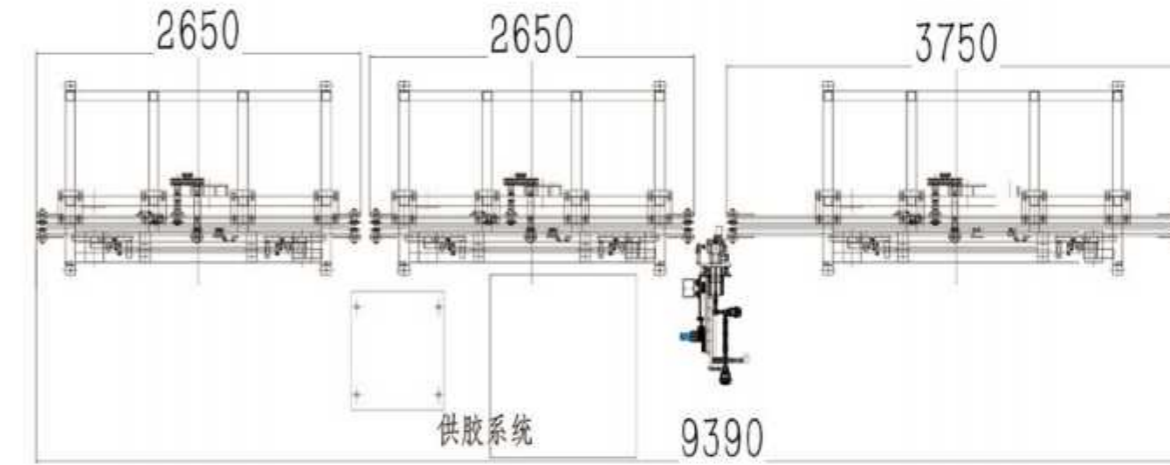


性能特点 (Main Feature)

1. 可实现各种尺寸的中空玻璃打胶的连续性, 打胶效率高, 质量稳定
 2. 两套完全独立的供胶系统, 两种密封胶可任意切换
 3. 第三段可预存玻璃, 加强设备运转的连续性, 提高生产效率
 4. 边部涂胶充实无气泡, 角部饱满, 无需人工修整
 5. 精确的同步带传输系统, 确保玻璃运行平稳无污染
 6. 异形可选图形: 半圆形、三角形、矩形、梯形、直边半圆形、多边形、大小片等
1. Achieve various size of rectangular insulating glass automatic continuously sealing, high efficiency & stable quality sealing performance
 2. Two separate sealant supply (pump, mixing device) system, which can be switched freely (MODEL# WL2500-32 with this function)
 3. Finished IG unit can be stored on the third section, strengthen the continuity of machine' s operation, and improve the production efficiency
 4. The sealing of all edges and corners enriches no air bubbles, fully coating, without manual trimming
 5. Accurate synchronous belt transmission system to ensure glass convey stable and clean
 6. The automatic alarm device with unique sufficient sealant

主要技术参数 (Main Technique Parameter)

1. 最小玻璃尺寸 Min. glass size: 300 × 300mm
2. 最大玻璃尺寸 Max. glass size: 2500 × 3500mm
3. 玻璃厚度范围 Glass thickness: 3~12mm
4. 中空玻璃厚度 Insulating glass thickness: 15~60mm
5. 打胶速度 Sealing speed: 5~30m/min
6. 打胶宽度 Sealing width: 6~24mm
7. 打胶深度 Sealing depth: 2~15mm
8. 传送速度 Conveyor speed: 0~48 m/min
9. 功率 Power supply: 13KW
10. 气源 Air supply: 0.5~0.8MPa
11. 工作高度 Working height: 520~580mm
12. 外形尺寸 Dimension: 9500 × 3000 × 3400mm



默认功能 default function



三玻两腔
three glass two space



双套供胶
double sealant supply system



四边大小片
stepped insulating glass



异形玻璃
heteromorphic glass



供胶加热
supplying sealant and heating

异形玻璃样式 heteromorphic glass type



主要技术参数 (Main Technique Parameter)

产品型号 Product model	最大玻璃尺寸 Max.glass size	供胶系统 Sealant-mixing System	两层 Double glazing	三层 Triple glazing	四层 four layers	异形 shape glass	大小片 Step glazing	设备尺寸 L×W×H Dimension mm	功能段 Function section
WL2000-32	2000 × 3000mm	双供胶系统 Two separate	√	√	选配	√	√	8290 × 2800 × 2950	3
WL2500-32	2500 × 3500mm	双供胶系统 Two separate	√	√	选配	√	√	9500 × 3200 × 3400	3

WL2000-42/2500-42

中空玻璃全自动封胶线
Insulating Glass Automatic Sealing Line
Автоматическая машина запечатывания



可选功能 optional function

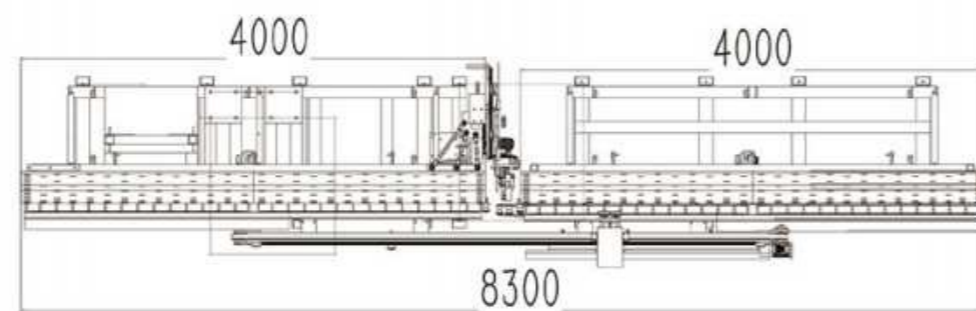


异形玻璃
heteromorphic glass



供胶加热
supplying sealant and heating

异形玻璃样式 heteromorphic glass type



性能特点 (Main Feature)

1. 可实现各种尺寸的矩形中空玻璃打胶的连续性, 打胶效率高, 质量稳定
2. 两套完全独立的供胶系统, 两种密封胶可任意切换 (WL2500-32 型号具有此性能)
3. 第一段和第三段可预存玻璃, 加强设备运转的连续性, 提高生产效率
4. 人机界面友好, 操作方便
5. 边部涂胶充实无气泡, 角部饱满, 无需人工修整
6. 世界知名品牌的伺服控制系统, 性能稳定
7. 精确的同步带传输系统, 确保玻璃运行平稳无污染
8. 独特的胶量自动报警装置

1. Achieve various size of rectangular insulating glass automatic continuously sealing, high efficiency & stable quality sealing performance
2. Two separate sealant supply (pump, mixing device) system, which can be switched freely (MODEL# WL2500-32 with this function)
3. Finished IG unit can be stored on the first and third section, strengthen the continuity of machine's operation, and improve the production efficiency
4. Friendly interface, easy for operation
5. The sealing of all edges and corners enriches no air bubbles, fully coating, without manual trimming
6. Adopt World-renowned servo control system, stable performance
7. Accurate synchronous belt transmission system to ensure glass convey stable and clean
8. The automatic alarm device with unique sufficient sealant

主要技术参数 (Main Technique Parameter)

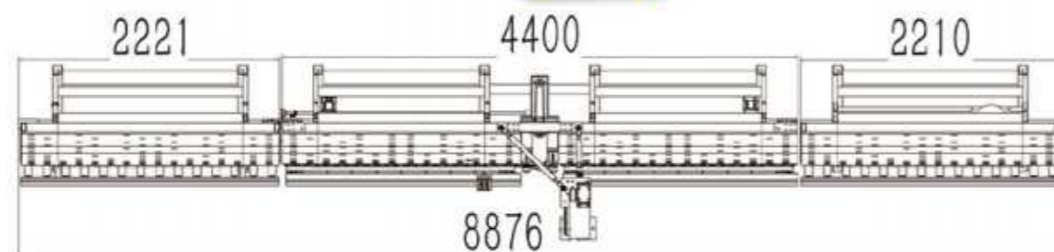
1. 最小玻璃尺寸 Min. glass size: 300 × 300mm
2. 最大玻璃尺寸 Max. glass size: 2000 × 3000mm/2500 × 3500mm
3. 玻璃厚度范围 Glass thickness: 3~12mm
4. 中空玻璃厚度 Insulating glass thickness: 15~60mm
5. 打胶速度 Sealing speed: 5~30m/min
6. 打胶宽度 Sealing width: 6~24mm
7. 打胶深度 Sealing depth: 2~15mm
8. 传送速度 Conveyor speed: 0~48 m/min
9. 功率 Power supply: 13KW
10. 气源 Air supply: 0.5~0.8MPa
11. 工作高度 Working height: 520~580mm

主要技术参数 (Main Technique Parameter)

产品型号 Product model	最大玻璃尺寸 Max.glass size	供胶系统 Sealant-mixing System	两层 Double glazing	三层 Triple glazing	四层 four layers	设备尺寸 L × W × H Dimension mm	功能段 Function section
WL2000-41	2000 × 3000mm	单供胶系统 Single	√	√	√	8280 × 2800 × 2950	4
WL2000-42	2000 × 3000mm	双供胶系统 Two	√	√	√	8280 × 3000 × 2950	4
WL2500-41	2500 × 3500mm	单供胶系统 Single	√	√	√	8280 × 3000 × 3400	4
WL2500-42	2500 × 3500mm	双供胶系统 Two	√	√	√	8280 × 3200 × 3400	4

WLCM2000/2500

立式全自动除膜机
Vertical Automatic Coating Deletion Machine
Вертикальные автоматы удаления мембраны



主要性能特点 (Main Feature)

- 1.自动识别LOW-E玻璃镀膜层面
- 2.四轴伺服控制系统，双向上料工作方式
- 3.磨轮接触膜面自动调压系统
- 4.自动除尘功能、磨轮自动修整功能

- 1.LOW-E glass automatic coating identification
- 2.Four axis servo control system, Two-way glass input
- 3.Abrasive wheel contact surface pressure auto adjustment system
- 4.Auto dedusting function, Auto abrasive wheel modification function

技术参数Technical Parameter

加工玻璃最大尺寸 (Max.glass processing size) : 2000 × 3000mm/ 2500 × 3500mm
加工玻璃最小尺寸 (Min.glass processing size) : 300 × 400mm
除膜玻璃厚度 (Glass thickness) : 3~19mm
玻璃传送速度 (Glass transmission speed) : 30m/min
玻璃除膜速度 (Edge deleting speed) : 0~15m/min
磨轮宽度 (Abrasive wheel width) : 10/12/15mm
气源流量 (Air pressure Air supply Flow) : 0.2m³/min ≥0.8Mpa
电功率 (Total Power) : 3P 380V 50HZ 15KW

LQ2000/2500/3300

立式玻璃清洗干燥机
Vertical Automatic Glass Washing And Drying Machine
Вертикальная автоматическая стеклянная стиральная машина для сушки



性能特点 Main Feature

- 1.清洗机全部采用不锈钢材料，无油润滑轴承All washing parts are stainless steel,oil-free lubrication bearing
- 2.清洗机风刀根据玻璃厚度自动调整The air knife can be auto-adjusted according to glass thickness
- 3.自动识别镀膜玻璃和Low-E玻璃的膜层面3.Auto-detection the film of coating glass and Low-E glass
- 4.可清洗在线和离线镀膜玻璃和Low-E玻璃Can wash on/off coating glass and Low-E glass
- 5.毛刷根据玻璃厚度可自动调整The brush can be auto-adjusted according to glass thickness

主要技术参数 (Main Technique Parameter)

产品型号 Product model	最大玻璃尺寸 mm Max.glass size	Low-E	风刀自动调节 Auto-adjust air knife	设备尺寸 L × W × H Dimension mm	毛刷自动调节 Auto-adjust brush	翻转台 Overturning platform	备注 Remarks
LQ2000	2000 × 3000	√	选装 optional	8700 × 2600 × 3100	选装 optional	选装 optional	
LQ2500	2500 × 3500 2500 × 4200	√	选装 optional	9700 × 2800 × 3450 11100 × 2800 × 3450	选装 optional	选装 optional	
LQ3000	3000 × 6000	√	选装 optional	16000 × 3300 × 4250	选装 optional	选装 optional	
LQ3300	3300 × 9000	√	选装 optional	22000 × 3300 × 4250	选装 optional	√	

WL-2000 丁基胶涂布机

Butyl Extruder Machine
Машина нанесения клея бутила модели



主要性能特点 (Main Feature)

- 1.根据铝条宽度自动调节两个胶嘴的距离, 可达27mm
 - 2.可加工弧形铝框
 - 3.最大装胶量14L
 - 4.设备自带缺胶报警系统
- 1.Butyl extruder can automatically process frames from 27mm width.
2.A timer enables the pre-heating of butyl ahead of the start of operation.
3.Possible to control the length of butyl application and monitoring current production quantity on the touch screen.
4.The machine has sealant shortage alarm system

主要技术参数 (Main Technique Parameter)

设备尺寸 (Machine sizes) :
3000mm(L) × 600mm(w) × 950mm(H)
铝框宽度 (Spacer width) : 6~27mm
最小铝框 (Minimal size) : 250mm × 250mm
速度 (Speed) : 0~35m/min
容量 (Butyl volume) : 14L(2blocks)
电压 (Power source) : AC 380V 3ph 50HZ
功率 (Total power) : 3.75kw
气源压力 (Air pressure) : ≥8kgf/cm²
总重量 (Total weight) : 850kg

WL-3000 丁基胶涂布机

Butyl Extruder Machine
Машина нанесения клея бутила модели



主要性能特点 (Main Feature)

- 1.根据铝条宽度自动调节两个胶嘴的距离, 可达30mm
 - 2.液压可启动双路系统确保稳定性能
 - 3.工作速度可调节至5~47m/min
 - 4.可加工弧形铝框
 - 5.可以选择定时开机
 - 6.设备自带缺胶报警系统
- Butyl extruder can automatically process frames from 30mm width.
The feeding nozzles can be positioned to deliver uniform sealing.
Pneumatic operation of the butyl process is controlled by a PLC that electronically regulates the temperature of the butyl heaters.
A timer enables the pre-heating of butyl ahead of the start of operation.
Conveyor speed can be adjusted with 5 conveyor speed.
The machine has sealant shortage alarm system

主要技术参数 (Main Technique Parameter)

设备尺寸 (Machine sizes) :3000mm(L) × 700mm(w) × 950mm(H)
铝框宽度 (Spacer width) : 6~27mm
最小铝框 (Minimal size) : 250mm × 250mm
速度 (Speed) : 5~47m/min
容量 (Butyl volume) : 14L(2blocks)
电压 (Power source) : 380V 50HZ 功率 (Total power) : 5.7kw
气源压力 (Air pressure) : ≥0.6MPa
总重量 (Total weight) : 890kg

LWJ01 铝条全自动折弯机

Automatic Bar Bending Machine
Станок ломка бар полуавто



激光打码功能（可选配）
Laser printing Function (optional)

主要性能特点（Main Feature）

- 1.采用伺服电机送料和折弯，折弯速度快，误差少
 - 2.四个储料槽，可以分别存放4种不同规格长度的铝条。
 - 3.折弯和切割时自动避让铝条连接处、圆弧处，折弯后自动切割。
 - 4.可以折方形，异形间隔框。
- 1.It adopts servo motor for feeding and bending,the bending speed is fast and the error is reduced.
2.There are four storage areas,which an store aluminum spacer strips with 4 different
3.when bending and cutting,it can automatically avoid the joints and arcs of spacer strips,and it can cut after bending automatically.
4.Can bend rectangle and shaped frame spacers.

主要技术参数（Main Technique Parameter）

加工铝条最大尺寸（Max spacer frame Size）:2000×2000mm
加工铝条最小尺寸（Min spacer frame Size）:250×300mm
铝条宽度（spacer Width range）:5.5~22.5mm
尺寸误差（Size tolerances）:≤±0.5mm
气源压力（Air pressure）:≥0.8MPa
角度误差（Angle tolerances）:≤±1
加工速度（Production speed）:≤30s/ps
电功率（Power supply）:3P 380V 50HZ 3.5KW
外形尺寸（Dimension）:10500×2100×2200mm

BFGJ03 全自动分子筛灌装机

Automatic Desiccant Filling Machine
Станок для заполнения силикогелем

主要性能特点（Main Feature）

- 1 采用欧姆龙 PLC 控制，采用台湾威纶触摸屏。Adopt Omron PLC control,Weilun(Taiwan)touch screen.
- 2 操作界面直观、简洁。Intuitive and concise operation interface.
- 3 采用台湾亚德克气动元件。Adopt Taiwan AirTAC pneumatic components.
- 4 可自动钻孔、灌装、封胶。Can automatic drilling the hole,filling the molecular sieve and sealing the hole.
- 5 灌装高度可以根据铝框大小调节。The filling head height can be adjusted according to the size of the aluminum frame.

技术参数Technical Parameter

分子筛直径（Desiccants' Diameter）: 0.5~0.8mm
铝条宽度（Aluminum Frame Width）: 5.5~27mm
加工铝条最大尺寸（Max spacer frame size):2000×2000mm
加工铝条最小尺寸（Max spacer frame size):250×300mm
气压（Air Pressure）: 0.6~0.8MPa
电功率（Power supply）: 220V 50HZ 1KW
外形尺寸（Dimension）: 1100×1100×3600mm



FZJ02 分子筛灌装机（半自动）

Desiccant Filling Machine(Semi-automatic)
Станок для заполнения силикогелем

技术参数Technical Parameter

电功率（Power supply）: 220V 50HZ
气压（Air Pressure）: 0.5~0.8MPa
分子筛直径（Desiccants' Diameter）: 0.4~0.6mm
铝条宽度（Aluminum Frame Width）: 5.5~27mm
加工铝条最大尺寸（Max spacer frame size):2000×2000mm
加工铝条最小尺寸（Max spacer frame size):250×250mm
外形尺寸（Dimension）: 1080×980×2680mm



LWJ03 铝条全自动折弯机 (常规/可折暖边条)

Automatic Bar Bending Machine (Aluminu/Warm-edge spacer)
 Стол ломка бар полуавто (Обычные / согреваемые краевые полосы)



主要性能特点 (Main Feature)

- 1.每个折弯角部采用特殊的加热装置,提高角部折弯效果。
 - 2.设有辅助夹持装置,提高大框折弯及运行速度,保证折弯铝框整体效果。
 - 3.配有冷却定型专用装置,缩短成型时间,提高折弯角部平整度。
 - 4.具有激光打码功能。
- 1.Each bending corner is processed by the special heating device,to improve the corner bending effect.
 2.Equipped with an auxiliary clamping device,which can increase the bending and running speed of big spacer frame,and ensure the overall effect of bending aluminum frame.
 3.Equipped with special cooling and shaping device,which shorten the fopming time,improve the smoothness of the bending corner.
 4.Laser Printing Function.

主要技术参数 (Main Technique Parameter)

加工铝条最大尺寸 (Max spacer frame size) : 2500 × 3000mm
 加工铝条最小尺寸 (Min spacer frame size) : 250 × 300mm
 铝条宽度 (Spacer width range) : 5.5 ~ 30mm
 尺寸误差 (Size tolerances) : ≤ ± 0.5mm
 气压 (Air pressure) : ≥ 0.8MPa
 角度误差 (Angle tolerances) : ≤ ± 1
 加工速度 (Production speed) : ≤ 30s/ps
 电功率 (Power supply) : 3P 380V 50HZ 3.5KW
 外形尺寸 (Dimension) : 10500 × 2100 × 2200mm

WLCPA2500 软隔垫自动贴片机

Automatic soft cushion placement machine
 АПП автомат с гибкой прокладкой




主要性能特点 (Main Feature)

自动测量玻璃高度
 传送过程即可进行粘贴,粘贴距离可以设定
 自动适应不同中空玻璃厚度
 软隔垫用完提示报警功能

Automatic measuring glass height
 Apply cork pad during glass conveying and its intervals can be setting on touch screen
 Applicable to the different thickness of insulating glass
 Automatic alarm function as cork pad run out
 Remote communication function

LWJ02 铝条半自动折弯机

Semi-automatic Bar Bending Machine
 Стол ломка бар полуавто.



主要性能特点 (Main Feature)

- 1.本机用于中空玻璃铝间隔框矩形折弯
 - 2.PLC控制系统,定位可靠,运行平稳,加工铝框范围大
- 1.This machine is used for bending rectangular aluminum spacer frame of insulating glass
 2.PLC control system, reliable positioning, stable operation, large processing range of aluminum spacer frame

主要技术参数 (Main Technique Parameter)

气源压力 (Air pressure) : 0.5 ~ 0.8MPa
 铝框尺寸 (Alu spacer Size) : Max.2000 × 2500mm Min:250 × 250mm
 折弯角度 (Bending angle) : 90°
 铝隔条宽度 (Width of alu Spacer) : 5.5 ~ 22.5mm
 电功率 (Power supply) : 3P 380V 50HZ 3.5KWB
 外形尺寸 (Dimension) : 10500 × 2100 × 2200mm

WLT90°

玻璃转角台
Glass Turning Table
Стекланный угловой стол




WL150/200

玻璃吸盘吊架(2个吸盘/4个吸盘)
Glass Vacuum Lifter(2/4 suckers)
Стекло присоски вешалка(2/4 Присоска)




WLSP2000/2500

玻璃全自动上片机
Automatic Glass Loading Machine
Автоматическая машина Показы



WLXP2000/2500

中空玻璃全自动下片机
Automatic Insulating Glass Unloading Machine
Автоматическая машина Показы



主要技术参数 (Main Technique Parameter)	
最大玻璃尺寸 Max glass size	2500 × 3000mm
单片玻璃厚度 Glass thickness	3~19mm
旋转角度 Rotation angle	0~90°
特殊规格可参考生产线规格配套生产 Customized size can check IG Line specification	
如场地长度受限, 可定制90° 转角功能自动化生产线。 Can customize IG line layout of L or U shape with 90° turning table, if the length for IG line is limited in your factory.	

主要技术参数 (Main Technique Parameter)		
产品型号 Product model	WL150	WL200
吸盘数量 Sucker number	2个	4个
吸盘限重 Sucking weight	150KG	200KG
翻转角度 Turning angel	侧翻90°	侧翻90°
气缸行程 (mm) Cylinder stroke	1250	1050
立柱高度 (mm) Pillar height	3950	3950
悬臂长度 (mm) Cantilever length	4270	4270

技术参数 Technical Parameter

最大玻璃尺寸 (Max Glass size) : 2000 × 3000 mm / 2500 × 3500mm
 上片玻璃厚度 (Glass thickness) : 4~12mm
 吸臂速度 (Suction arm speed) : 0~12m/min
 吸臂伸出最大尺寸 (The Max size of suction arm stretched out) : 800mm
 摆臂工作角度 (The work angle of swing arm) : 84~100°
 总耗气量 (Air consumption) : 100L/min
 总功率 (Total Power) : 10KW
 总重量 (Total weight) : 2000KG
 外形尺寸 (Dimension) : 2650 × 2600 × 2900mm / 3150 × 2600 × 3350mm

技术参数 Technical Parameter

最大玻璃尺寸 (Max Glass size) : 2000 × 3000 mm / 2500 × 3500mm
 下片玻璃厚度 (Glass thickness) : 12~60mm
 吸臂速度 (Suction arm speed) : 0~12m/min
 吸臂伸出最大尺寸 (The Max size of suction arm stretched out) : 800mm
 摆臂工作角度 (The work angle of swing arm) : 84~100°
 总耗气量 (Air consumption) : 100L/min
 总功率 (Total Power) : 10KW
 总重量 (Total weight) : 2000KG
 外形尺寸 (Dimension) : 2650 × 2600 × 2900mm / 3150 × 2600 × 3350mm



QX2500C 玻璃清洗机 (LOW-E)

Glass Washing And Drying Machine(LOW-E)
Сушильная установка для очистки стекла(LOW-E)

技术参数 (Main technical parameter)

- 最大玻璃宽度 (Max width of glass) : 2500mm
- 最小玻璃规格 (Min length of glass) : 400 × 400mm
- 玻璃厚度 (Glass thickness) : 3~19mm
- 玻璃传送速度 (Glass conveyor speed) : 0.6~6.5m/min
- 台面高度 (Height of operation platform) : 880mm ± 20
- 总功率 (Total power) : 29.95KW
- 电源 (Power) : 380VAC 50HZ
- 重量 (Weight) : About 4200kg
- 外形尺寸 (Dimension) : 6590 × 3800 × 3100mm

主要性能特点 (Main Features)

- 1、传送胶辊直径为75mm，胶辊经久耐用。
 - 2、主传动采用伞齿轮传动，变频调速、数字显示、清洗段毛刷辊转动分别由上、下毛刷由三组电机分别驱动，上部两组，下部一组电机通过皮带带动毛刷转动；
 - 3、清洗段和烘干段可整体电动升降到400 mm，配有高强度螺杆升降机构，操作简单，方便设备的维护、保养和检修。
 - 4、毛刷(150mm)三对，轴头采用不锈钢材料加工配置、可洗硬/软LOW-E、普通镀膜和阳光镀膜玻璃。
 - 5、适应于对清洗风干效果要求极高的玻璃钢化炉、丝印线、夹层线等设备的配套使用。
1. Transmission rollers adopt diameter of 75mm durable rubber rollers.
 2. Main transmission adopts bevel gear drive with frequency control and digital display. The upper and lower brushes are driven separately by three motors (upper two, lower one) through belt driving to ensure smooth rotation speed with high cycle life.
 3. Top frame of both washing and drying sections equipped with high strength screw can be elevated by 400mm as a whole, easy to operate, for the convenience of cleaning and maintaining.
 4. Three pairs of brushes(150mm), of which shafts are processed with stainless steel material, can wash hard and soft LOW-E glass, normal coated glass and sunshine coated glass.
 5. It is especially suitable for supporting use of glass tempering furnace, screen printing line, laminating line and other equipment on highly demanding for cleaning and drying effect.

ST05双组份涂胶机 (气动型)

ST05 Sealant-spreading Machine(pneumatic working system)
ST05 Машина для нанесения двухкомпонентных клеев типа



ST06 双组份涂胶机 (气马达型)

ST06 Sealant-spreading Machine(air motor system)
ST06 Машина для нанесения двухкомпонентных клеев типа



WL4323 三臂多功能切割桌

WL4323 Three-arms Multi-functional Glass Cutting Table
WL4323 три руки таблицы многофункциональный резки



HZT01 回转涂胶台

HZT01 Rotated Sealant-spreading Table
HZT01 Ротационная платформа накатывания



FZT03 玻璃翻转台

Glass Tilting and Breaking Table
Стекло Флип стол



LDX03 胶枪冷冻箱

Sealant Gun Freezer
Клей пистолет Морозильники



ZCJ03 中空玻璃充气机

Air Filling Glass Machine
Газозаполнениеаэратор для стеклопакета



YSJT03 液压升降平台

Hydraulic Lifting Platform
Автоматический подъемник



WLRD01/02热熔胶打胶机

Hot Melt Glue Sealing Machine
Плавящееся покрытие машины



ZSJ03 中空玻璃制水机

Generating Water Machine of Insulating Glass
Изоляционные стекла воду, делая машину



BMB95玻璃磨边机

Edge Polishing Machine
Машина фасетировки стекла модели



SKJ03 铝间隔框输送机

Semi-auto Aluminum Spacer Transfer Machine
Перекладчик алюминиевых промежуточных рам модели



FZG03分子筛灌装机

Desiccant Filling Machine
Машина погрузки наливом молекулярного сита Машины



RY1500A 热压机

Heated Roller Press Machine
Валец для нагрева внутри-пустого стекла



JZT1600(A) 胶条装配台

Rubber Strip Assembly Table
Лента монтаж станции



WX1600B 卧式玻璃清洗干燥机

Horizontal Glass Washing & Drying Machine
Сушильная установка для очистки стекла



SERVICE

服务

专注你的感受是我们的服务的根本之道
Focus on your feelings is the base of our service
服务是种信念，服务也是一个品牌
Service is a concept and a brand



携手并进

PARTNERS

共创成功未来!
Together with industry partners,
hand in hand altogether to create the successful future!

服务，用心细心贴心，尽享星级感受!

Service is all about dedication, carefulness and considerateness and to let customers enjoy star-level services!

服务，我们用心，把客户始终放在心上，尽心尽力为客户解决问题；
服务，我们细心，对于客户的每一点要求我们都放在心上，哪怕是再小的问题也是我们对于客户的一份心意；
服务，我们贴心，温馨的话语、甜蜜的笑容，管家式的服务让您感受到高质量的服务体验。
★★★★★ “五星服务” 是我们努力打造一个服务品牌，透过这个品牌，让我们的服务更周到、更深入人心。
For service, we are fully dedicated to put customers in the first place and solve problems for them by sparing no efforts;
For service, we are very careful to keep each trivial demand of our customers in mind and extend our helping hands to overcome each difficulty;
For service, we are attentive in providing the high-quality “housekeeper” services with our warm words and bright smiles.
★★★★★ “Five-star service” is a service brand we are striving to build, through which our services will be more comprehensive and attentive.



【 配置方案 Configuration						
贵宾单位 VIP		联系人 Contact Person				
序号 No.	型号 Model	产品名称 Name	单位 Unit	数量 Qty	单价 Unit price	说明 Description
合计 Total						
最大加工尺寸 Max.glass size		所需厂房面积 Workshop Area		设备占地 Machine layout		
销售顾问 Sales Representative		联系方式 Contact Info		日期 Date		
沟通备忘录 Communication memo						




威力智能
 WEILI INTELLIGENCE
 始于2001 专注行业 **24**年

